


Stall Street Journal

Issue 4 © The Power of Choice Publishing


THE MYTHS OF SPRING




6 more weeks of winter if the groundhog sees his shadow



Leprechauns with a pot of gold at the end of the rainbow



The Easter Bunny



Everybody Drinks On Spring Break

THE I-TEAM

Once every quarter, the people of The Power of Choice will visit your lunch room - we call this the Interface Team - or the I-Team. This is your chance to meet them, ask them questions, and learn about The Power of Choice and to get a free Laffy Taffy!

The Power of Choice F.A.Q. (Frequently Asked Questions)

Q: Which school has the highest rate of alcohol and other drug usage?

A: There is no significant statistical difference between the usage rate at each school, which means they're all about the same.


Q: Isn't the data skewed by combining answers from freshmen with answers from seniors?

A: No matter what age group of students we look at, the message that the majority of students make healthy choices about alcohol and tobacco the majority of the time stays the same.

12 Reasons To Believe that 66% of your peers haven't had alcohol in the past 30 days. (part 4 of 6)

7. When was the last time you described anything and didn't exaggerate at all?
8. In April 2003, April 2004, and April 2005 - 3 years in a row - we surveyed every High School Student in District 203 and District 204, and got the SAME NUMBER: That 66% of you haven't had alcohol in the last 30 days. What would be the odds of that if people weren't telling the truth on the surveys?

(tune in next month for reasons #9 and #10)



Source: April 2005 survey of all District 203 and 204 High School Students - A project of NCO Youth & Family Services, Naperville School District #203, Indian Prairie School District #204, Breaking Free, Inc., the Naperville Police Department, DuPage County Health Department, Linden Oaks Hospital at Edward, Lisle Township Youth & Family Services, Heritage YMCA Group, KidsMatter, and District 203 & 204 Parents. Survey and data analysis provided by the University of Illinois Center for Prevention Research and Development. Funded in part by the Department of Human Services.

