



Stall Street Journal

August / September 2005 @ The Power of Choice Publishing



Your statistics teacher and your sociology teacher were carrying papers down the hall



They bumped into each other and spilled all of their papers, mixing them together



And when they looked at what all the papers told them about statistics and sociology together



They learned something exciting . . . that when you survey students, you find most students make healthy choices!


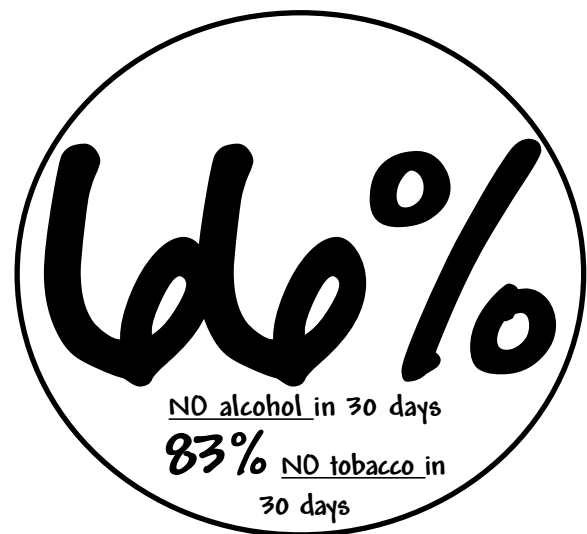
12 Reasons To Believe that 66% of your peers haven't had alcohol in the past 30 days. (part 1 of 6)

1. There are over 3000 students at your school. It's easy to forget that if 47 of them were at the 'big kegger,' over 2953 weren't.
2. Count everybody you saw over the weekend. How many of them did you see drinking?
(tune in next month for reasons #3 and #4!)

THE I-TEAM

Once every 6 weeks, the people of The Power of Choice will be in your lunch room. This is your chance to meet them, ask them questions, and learn about The Power of Choice. The dates aren't set yet, so keep an eye out for us in your lunchroom!

LUNCHROOM SURVEY SAYS:
97% OF STUDENTS REPORT TELLING THE TRUTH ON THE POWER OF CHOICE SURVEY WHEN ASKED ABOUT IT IN THE DAYS FOLLOWING THE SURVEY (582 STUDENTS SURVEYED, APRIL 2005)



Source: April 2005 survey of all District 203 and 204 High School Students - A project of NCO Youth & Family Services, Naperville School District #203, Indian Prairie School District #204, Breaking Free, Inc., the Naperville Police Department, DuPage County Health Department, Linden Oaks Hospital at Edward, Lisle Township Youth & Family Services, Heritage YMCA Group, and KidsMatter. Survey and data analysis provided by the University of Illinois Center for Prevention Research and Development. Funded in part by the Department of Human Services.

